

CONTENTS

Lesson 1	Why Pray	Pg 5
Lesson 2	The Lord's Prayer	Pg 9
Lesson 3	How to Pray	Pg 13
Lesson 4	What to Pray	Pg 19
Lesson 5	Pray for Others	Pg 23
Lesson 6	How God Answers Prayer	Pg 27
Lesson 7	What Blocks Prayer	Pg 31



Prayer

Why Pray



LEARNING OBJECTIVES

- To teach that prayer is a two-way communication
- To explain how we can hear from God



SCRIPTURE PORTION

Daniel 6:4-27



MEMORY VERSE

Jeremiah 29:13: You will seek Me and find Me when you seek Me with all your heart.



DISCUSSION QUESTIONS

How does prayer help us know God? How do you explain the fact that some people pray every day but barely know God?

How does God talk to us? Will we hear a voice from heaven?

Daniel used to pray three times each day. What do you think he talked to God about?



APPLICATION

Four ways that I can hear from God, this week:

1.

2.

3.

4.

This week don't just tell God all your prayer requests. Ask Him to speak to you too. Hear from Him through at least one of the four methods that we learnt today.



TAKE HOME ACTIVITY

Daniel 6: Connect the dots to find out what Daniel found in the Den.

(Activity Sheet on Next Page – Taken from About.com)



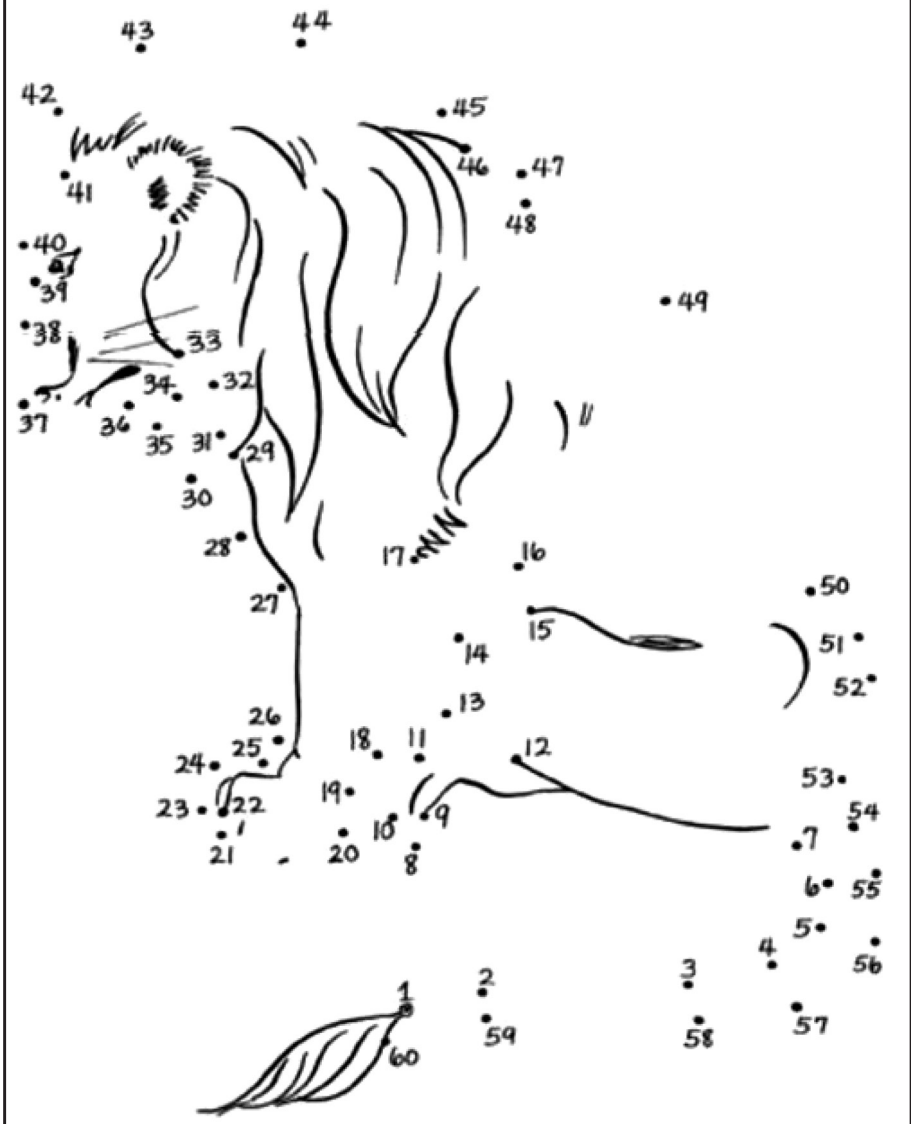
FOLLOW UP

(To be filled up before the next class)

Write down the things you prayed about this week. Also write down what God said to you:

My Prayer	What God said to me

Daniel 6:16





The Lord's Prayer



LEARNING OBJECTIVES

- To familiarize children with the pattern of the Lord's Prayer
- To teach that God is like a loving Father, and He will meet all our needs



SCRIPTURE PORTION

Matthew 6:9-15



MEMORY VERSE

James 5:16: The prayer of the righteous person is powerful in what it can achieve.



DISCUSSION QUESTIONS

Why do you think Jesus taught his disciples to address God as 'Father?'

Last week we learnt that one of the reasons why we pray is to help God establish His Kingdom. How would we pray such a prayer? What words would we use?

The Lord taught that we should pray for "food for today." Why not for "food for the next one month?" Wouldn't that have been a better prayer?



APPLICATION

I make a commitment to pray for the Establishment of God's Kingdom in the following places (eg., school etc.):

1. _____

The Lord's Prayer

2. _____
3. _____

Some things that I'm worried about:

1. _____
2. _____
3. _____

Bible Promises I can Claim to Overcome My Worries:

(Take your parents' help in identifying Bible Promises that you can claim)

1. _____
2. _____
3. _____

Pray to your Heavenly Daddy about your worries and place them in His Hands. Stop Worrying!



FOLLOW UP

(To be filled up before the next class)

How I practiced the Scripture Lesson during this week:

1. _____

2. _____

3. _____



TAKE HOME ACTIVITY

The Lord's Prayer

(Taken from www.wordsearchfun.com)

ART	S J Y R C I K F E O X R Q B F
BREAD	X P H R U A T J H N U C I N C
COME	W W T H I S P T M N H N E G W
DAILY	S K M E A R T H N R V V Q D K
DAY	J R W B M F X A Y U A E L V C
DEBTS	F R E W O P W T L E N Y Y P M
DELIVER	X R B Y Q F T R H B J R L W O
DONE	L F E N O D Y A I D C O I A V
EARTH	H C N S A T L Q T T L L A Z H
FATHER	X S H E Y L V S K I N G D O M
FORGIVE	N T R O O E V I G R O F I A T
GIVE	D B Q W H I C H G U R N L V Y
GLORY	P E E I H Q B O R W L D A I E
HALLOWED	I D E L I V E R M E W W X M L
HEAVEN	S T J L D G J T R E H T A F E
KINGDOM	
NAME	
OUR	
POWER	
TEMPTATION	
THIS	
THY	
WHICH	
WILL	





Prayer

How to Pray



LEARNING OBJECTIVES

- To teach children to pray with thankful hearts
- To show the importance of having a respectful attitude towards God in prayer



SCRIPTURE PORTION

Philippians 4:6; 1 Peter 1:16



MEMORY VERSE

Philippians 4:6: Don't worry about anything, but pray about everything. With thankful hearts offer up your prayers and requests to God.



DISCUSSION QUESTIONS

Attitude of Thankfulness

Philippians 4:6 says, “Don’t worry about anything, but pray about everything. With thankful hearts, offer up your prayers and requests to God.” What attitude of prayer does this verse teach?

First Type of Thankfulness:

Second Type of Thankfulness:

Attitude of Respect

1 Peter 1:16 says, “I am the holy God, and you must be holy too.” What attitude of prayer does this verse teach?



APPLICATION

This week, practice three New Attitudes that will change your prayer life:

Name some of the things God has provided you with:

Thank God everyday for these wonderful things. Learn to be Grateful!

Some prayer needs that I have:

Pray for your needs every day. And begin to thank God for the answers that He will send.

Three things that I will do this week, to show God I love and respect Him:

1. _____
2. _____
3. _____

When you obey and please the Lord, you will be able to pray to Him with a respectful heart.



TAKE HOME ACTIVITY

An Attitude of Thankfulness

(Taken from "A Kid's Heart.com")

Note: Use the KJV Bible to solve this puzzle

Psalms of Thanksgiving

©A Kid's Heart
akidsheart.com

Across	Down
<p>2. Unto you, O God, do we give thanks, unto you do we give thanks: for that your name is near your wondrous _____ declare. Ps 75:1</p>	<p>1. So we your _____ and sheep of your pasture will give you thanks for ever: we will show forth your praise to all generations. Ps 79:13</p>

<p>6. Sing unto the Lord, O ye saints of His, and give thanks at the remembrance of His _____. Ps 30:4</p> <p>8. Let us come before His presence with thanksgiving, and make a _____ noise unto Him with psalms.</p> <p>10. Sing unto the Lord with thanksgiving; sing praise upon the _____ unto our God. Ps 147:7</p> <p>12. Praise ye the Lord. O give thanks unto the Lord; for He is good: for His _____ endures forever. Ps 106:1</p> <p>14. Enter into His gates with thanks giving, and into His courts with praise: be _____ unto Him, and bless His name. Ps 100:4</p> <p>16. I will praise the name of God with a song, and will _____ Him with thanksgiving. Ps 69:30</p> <p>17. O give thanks unto the Lord; call upon His name: make known His _____ among the people. Ps 105:1</p> <p>21. It is a good thing to give thanks unto the Lord, and to sing praises unto your _____, O most High. Ps 92:1</p>	<p>3. And let them sacrifice the sacrifices of thanksgiving, and declare His works with _____. Ps 107:22</p> <p>4. At _____ I will rise to give thanks unto you because of your righteous judgments. Ps 119:62</p> <p>5. Therefore will I give thanks unto thee, O Lord, among the _____, and sing praises unto your name. Ps 18:49</p> <p>7. I will offer to you the _____ of thanksgiving, and will call upon the name of the Lord. Ps 116:17</p> <p>9. Rejoice in the Lord, you righteous; and give thanks at the _____ of His holiness. Ps 97:12</p> <p>11. Offer unto God _____; and pay your vows unto the most High. Ps 50:14</p> <p>13. Save us, O Lord our God, and gather us from among the heathen, to give thanks unto your holy name, and to _____ in your praise. Ps 106:47</p> <p>15. O give thanks to the _____ of lords: for His mercy endures forever. Ps 136:3</p>
---	---

22. O give thanks unto the _____ of gods: for His mercy endures forever. Ps 136:2

23. O give thanks unto the God of _____: for His mercy endures forever. Ps 136:26

24. That I may publish with the _____ of thanksgiving, and tell of all your wondrous works. Ps 26:7

25. Whither the tribes go up, the tribes of the Lord, unto the _____ of Israel, to give thanks unto the name of the Lord. Ps 122:4

26. I will give thanks in the great _____: I will praise you among much people. Ps 35:18

18. O give thanks unto the Lord, for He is good: for His mercy _____ forever. Ps 107:1

19. To the end that my glory may sing praises to you, and not be _____. O Lord my God, I will give thanks unto you forever. Ps 30:12

20. Surely the righteous shall give thanks unto your name: the upright shall dwell in your _____. Ps 140:13

22. For in death there is no remembrance of thee: in the _____ who shall give thee thanks? Ps 6:5



FOLLOW UP

(To be filled up before the next class)

How I practiced the Scripture Lesson during this week:

1. _____

2. _____

3. _____





Prayer

What to Pray



LEARNING OBJECTIVES

- To show children the different aspects of prayer
- To teach the importance of praising God during our Prayer time



SCRIPTURE PORTION

Matthew 6:9-15; Psalm 139:23-24; Psalm 55:22



MEMORY VERSE

1 Chronicles 16:34: Praise the Lord because He is good to us, and His love never fails.



DISCUSSION QUESTIONS

What if something sad or painful happens to me? Should I praise God even when I'm sad? Why?

When I pray for forgiveness, will God forgive only the 'small' sins or 'all' sins?

What if someone has treated me very badly? Do I have to forgive even such people? WHY?



APPLICATION

This week onwards, make a commitment to spend at least one minute of your prayer time in praising God. This will help you remember always how wonderful God is.

Challenge: How many of you can remember some of the qualities that we praised God for, at the beginning of the class?

1. _____
2. _____
3. _____
4. _____
5. _____
6. _____
7. _____

During your Prayer Time, praise God for His wonderful qualities!



FOLLOW UP

(To be filled up before the next class)

How I practiced the Scripture Lesson during this week:

1. _____

2. _____

3. _____



TAKE HOME ACTIVITY

- Color the picture
- And write down Praise Points on the Activity Sheet

(Activity Sheet on Next Page)

P is for

Praise

Color the picture below.

Psalm 71:22 I will praise thee with the psaltery, ... unto thee will I sing with the harp, O thou Holy One of Israel.



Write praise above.
Can you write down some ways we can praise or express praise to Jesus?

www.calvarywilliamsport.com/kids-index.html





Pray for Others



LEARNING OBJECTIVES

- To teach children whom to pray for
- To encourage a commitment to regularly pray for at least some specific people



SCRIPTURE PORTION

1 Timothy 2:1-4; Ephesians 6:18,19; James 5:16; Matthew 5:43-48



MEMORY VERSE

1 Timothy 2:1: First of all, I ask you to pray for everyone. Ask God to help and bless them all, and tell God how thankful you are for each of them.



DISCUSSION QUESTIONS

The Bible teaches that God doesn't force anyone to accept His free gift of salvation. Then, why do we pray for the salvation of people? Will God force them to accept Him as Lord and Savior if we do so?

The middle finger reminds me to pray for people who are in authority, including government officials. But why should I pray for politicians and officials who are evil and don't follow God?

The fourth finger represents sick or suffering people who need help. What if the bully at school falls sick? Am I expected to pray for him too? Why?



APPLICATION

This week, make a commitment to pray for some specific people:

Names of those who need salvation:

Names of those involved in God's work

Names of those in the government

Names of those who are sick or suffering

Names of some Enemies (those who treat us badly)

Names of those close family and friends

(Next week, come with testimonies of the people you prayed for and how they were blessed!)



FOLLOW UP

(To be filled up before the next class)

How I practiced the Scripture Lesson during this week:

1. _____

2. _____


3. _____



TAKE HOME ACTIVITY

My Prayer List

- Write down the names of at least three persons that you'll pray for
- Color the picture
- Pray daily for these people



NAMES



How God Answers Prayer



LEARNING OBJECTIVES

- To teach that God answers prayer with 'Yes,' 'No' and 'Wait'
- To show that praying in tongues helps us pray in line with God's will



SCRIPTURE PORTION

1 Samuel Chapter 1



MEMORY VERSE

1 John 5:14,15: We are certain that God will hear our prayers when we ask for what pleases Him. And if we know that God listens when we pray, we are sure that our prayers have already been answered.



DISCUSSION QUESTIONS

If there is a long delay in receiving the answer to my prayer, what should I believe? Should I assume that God is saying 'No?' Or should I continue to wait?

Why does God say 'No' to my prayers sometimes?

1.

2.

3.

4.

5.

How can I know whether my prayer is according to God's will or not?



APPLICATION

This week, make a commitment to read your Bible daily and learn from God, so that you will know what His will is regarding different things.

- This week I will spend _____ minutes on Bible Study, every day
- This week I will spend _____ minutes on Prayer, every day



TAKE HOME ACTIVITY

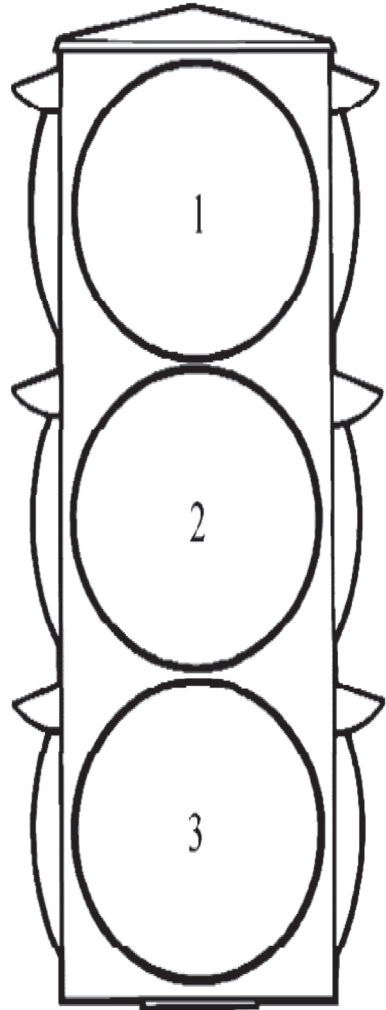
God's Response to Prayer: Traffic Light Coloring Sheet

Use the right colors to fill up the three traffic lights.

God answers with a 'YES'

God answers with a 'NO'

God answers with a 'WAIT'





FOLLOW UP

(To be filled up before the next class)

How I practiced the Scripture Lesson during this week:

1. _____

2. _____

3. _____





Prayer

What Blocks Prayer



LEARNING OBJECTIVES

- To teach about the three obstacles to prayer
- To throw light on the spiritual warfare aspect of prayer



SCRIPTURE PORTION

Daniel 10



MEMORY VERSE

Words scabble on Page 34 contains the Memory Verse.



DISCUSSION QUESTIONS

Obstacle 1 to Prayer: Demonic forces that delay answers to prayer

While Daniel was fasting and praying, the Fallen Angel of Persia was defeated. In what way is giving up food connected to defeating satan?

Obstacle 2 to Prayer: We Give Up and Stop Praying

Hebrews 6:12 says, "...following the example of those who had faith and were patient until God kept his promise to them." According to this verse, how many days should I wait patiently for the answer to my prayer?

Obstacle 3 to Prayer: Praying with improper, selfish motives

Every time my prayer is delayed, does it mean that demons are holding up the answer to my prayer?



APPLICATION

Write down three prayer requests that have not yet been answered in your life:

1. _____
2. _____
3. _____

Ask yourself:

- Have I been praying for these three things, with any selfish motives?
- Make a commitment to NOT STOP praying for these things until you receive your answer



FOLLOW UP

(To be filled up before the next class)

How I practiced the Scripture Lesson during this week:

1. _____

2. _____

3. _____




TAKE HOME ACTIVITY

Memory Verse

(Created online at www.GospelHall.org)

The following puzzle is a “Dropped Verse.” All of the letters in the white squares have fallen to the ground. Raise them back up into their places to see what the Memory Verse says.



■ ■ E T ■ E V E N ■ ■ H E ■ ■ Y O ■ ■
 ■ ■ D O ■ P R A Y ■ W ■ ■ N ■ U R ■ ■
 ■ ■ P R ■ Y E R S ■ A R E Y O O T U ■ ■
 ■ Y S W A R E D ■ ■ ■ B E N A U S ■ ■
 ■ N O U E P R A Y ■ J U S T C F O R ■ ■
 A Y S E L F I S H ■ R E A S O N S ■ E

Directions—Put the letters in the empty squares directly above them.

	S	O	E	H		
	T	H		H		
	H	A	N	S	O	
	T	H	E	D	B	U

Write down the Memory Verse:

James 4:3: _____

DON'T FORGET TO MEMORISE THE MEMORY VERSE!

